




SAULT  
COLLEGE

# 2016/17 BUSINESS PLAN



**TWICE #1** IN OVERALL  
STUDENT SATISFACTION | 2014-2015

**RANKED IN TOP 2**  
FOR PAST 5 YEARS | 2011-2016

# Contents

Our Vision	1
Our Mission	2
Our Values	2
Core Promise	3
Strategic Priorities	4
Strategic Priority: Financial Sustainability	4
Strategic Priority: People	5
Strategic Priority: Programs and Services	6
Strategic Priority: Partnerships	7
Strategic Priority: Pedagogy	8
Strategic Priority: Place	9
Strategic Priority: EnterPrise – ERP	10
Financial Plan	11
Appendix A: Financial Summary	12
Appendix B: Financial Details	13
Appendix C: Financial Ratios	14

:}v šZ v E}o vr }Ç OE  
 Pre-Health Sciences  
 D]••]•• μP &]OE•š E Ÿ}v



# Core Promise

/v À o}%o]vP •šµ vř•U ^ µoš }oo P Z • Œ š (}µŒ  
•š š u vř• Œ G ŸvP šZ }µš }u • Á • l Ç }u%o]•Z]vP  
šZ Ÿ}v• }µšo]v ]v }µŒ ^šŒ š P] Wo vX µ• šZ •µ ••  
{ }µŒ o Œv Œ• ]• (µv u vř o š} }µŒ Œ]•š v U Á Á vř }µŒ  
•šµ vř• š} • Ç šZ (}oo}Á]vP }µš }µŒ }oo P W

íX ^/ P š šZ µ Ÿ}v / Á vř v u}Œ X\_

îX ^dZ %o }%o o Œ PŒ šX\_

ïX ^/š Á • Á}ŒšZ ]š š} }u Z Œ X\_

ðX ^dZ Œ%o Œ] v Z vP uÇ o]( X\_

With these statements in mind, we will operate in a student-

# PRIORITIES FOR 2016-2017

dZ (}oo}Á]vP u •μCE o }%o CE Ÿ}v o ]v]Ÿ ŸÀ • o]vI š} šZ o}vP š CEu •šCE š P] %oCE] ošZ}μPZ }šZ CE ŸÀ]Ÿ • u Ç } μCE š šZ }oo P μCE]vP šZ • Z}}o Ç CEU šZ Z]PZ • CE •}μCE • Á]oo CE r oo} š U ](v •• CEÇU š} v•μCE šZ ]CE •μ ••X

^ μoš }oo P Á]oo ]u š} Z] À šZ (}oo}Á]vP } i ŸÀ • μCE]vP šZ ïïòrïïó u] Ç

^dZ d ' /WZ/KZ/dzW &/E E / > ^h^d /E />/dz															
'} o	/v]Ÿ ŸÀ •I Ÿ}v•														
Increase revenue from sources other than General W μ CE %o}• K%o CE ŸvP 'CE vs• ~'W	{ K%o Ÿu]i }%o%o}CE š μv]Ÿ • (}CE (μv ]vP (CE}u oo •}μCE μCE • (}CE }%o%o}CE š μv] š Ç %oCE}•%o ŸvP o /v CE • šZ vμu CE }( ]vs CEv Ÿ}v o CE CEμ]š CE•														
Z] À šZ .v v ]o u šCE] • .v	{ ÇoPv}μCE }%o CE Ÿ}v o Æ%o v ]šμCE • Á]šZ }À CE oo { v•μCE oo %oCE}PCE u• }všCE] μŸ}v u CEP]v Æ • i														
<table border="1"> <thead> <tr> <th>D šCE]</th> <th>v Zu CEI</th> </tr> </thead> <tbody> <tr> <td>μ μ μ o š ^μCE E o ò μ • I ~ . ]š•</td> <td></td> </tr> <tr> <td>Y μ ] I Z Ÿ}</td> <td>&gt; 1:1</td> </tr> <tr> <td>š š} •• š</td> <td>D ïñ X ï ï 9</td> </tr> <tr> <td>š ^ CE À ] v P</td> <td>D ï X ï ï 9</td> </tr> <tr> <td>E š •• š • š}</td> <td>E ï X ï ï 9</td> </tr> <tr> <td>Net Income to Z À v μ</td> <td>E ï X ï ï 9</td> </tr> </tbody> </table>	D šCE]	v Zu CEI	μ μ μ o š ^μCE E o ò μ • I ~ . ]š•		Y μ ] I Z Ÿ}	> 1:1	š š} •• š	D ïñ X ï ï 9	š ^ CE À ] v P	D ï X ï ï 9	E š •• š • š}	E ï X ï ï 9	Net Income to Z À v μ	E ï X ï ï 9	
D šCE]	v Zu CEI														
μ μ μ o š ^μCE E o ò μ • I ~ . ]š•															
Y μ ] I Z Ÿ}	> 1:1														
š š} •• š	D ïñ X ï ï 9														
š ^ CE À ] v P	D ï X ï ï 9														
E š •• š • š}	E ï X ï ï 9														
Net Income to Z À v μ	E ï X ï ï 9														



<p>^šµ vš ^ Ā] • ~ ^µ%%}Āš•W  { &lt;W/[•W  } Z u ]v ]v šZ š}% šZĀ }oo  } dµš}Ā]vP • Ā] •  } W Ā•}v o }µv• oo]vP • Ā]  } ••] ]o]šĀ • Ā]  } &gt;] Ā ĀĀ • Ā] •  } ^šµ vš i} všĀ</p>	<p>{ Z Ā]š o] Ā oµuv] Ā o Ÿ}v• Ā Ā  o]( o)vP }vv Ÿ}v• Ā]šZ •šµ vš•  P • v}ĀWĀ }vv š v •µ%%}ĀŸĀ }  the future  {./u%Ā}Ā Ā]•] ]o]šĀU Ā Ā v •• v  •µ%%}Āš• v • Ā] •U ]v oµ ]vP o]  { /v Ā • •šµ vš vP P u vš ]v •µ%%}Āš %Ā}PĀ u•</p>
<p>Z Āµ]š óñ •šµ vš šZo š • (Ā}u  Ā P]}v</p>	<p>{µšvŸvµo}Ā Ā Āµ]š •šµ vš šZo š • (Ā}u }µš•] }µĀ  Ā P]}v</p>

^dZ d '/WZ/KZ/dzW WĒK 'ZsZD ^^	
'} o	%ghàz- à p Ā% ð@p_nd







^d Z d ' /W Z /K Z /dz W W >	
'} o	/v]Ÿ ŸÀ •I Ÿ}v•
^š CE]À š} \w't š•3kAŸAEŠrps)S1  ā} E t•• 0 Đ'wU3Đ` §5QšZ'V •đ0 ‡0 Đ` § S6— S7f {V, wv AE—	

^d Z d ' /W Z /K Z /d z W Eud Z W Z / ^	
' } o	/v]ÿ ÿÀ •l ÿ}v•
/v œ • %o ]šç μÿo]ì ÿ}v }( μ]o	{ vP]o]À Á]šZ }œ u] • Z μo]vP •}LÁ œ { oo œ «μ]œ u v š • o} ]vš} •ç •š u v v Á •}LÁ œ Á]oo μÿo]ì š} P v œ š šZ o • • • Z μo • { &μoo μÿo]ì ÿ}v }( v Á }œ u] • Z μo]vP •}LÁ œ ç •šμ v š • v u] • Z}}o•
Á œ v vP P v ZW ]u%o o u v š	ÿ}&μ%o œ &Wœ%o œ} ••U ]v oμ ]vP %o œ}%o}v v š • o ÿ} Á œ U o}vP Á]šZ (}œu o Pœ u v š À “ o}vP “ ]šZ ( l ] ð ð ð à 0 \ %o v t ð ½ œ ð ð ` 0 o}À

# Financial PLAN 2016-2017

## 2016-2017 Operating Budget

Sault College, with our main campus in Sault Ste. Marie, is

committed to providing a high quality education and to making a positive impact on the community. The college's mission is to provide a high quality education and to make a positive impact on the community. The college's vision is to be a leading institution in the region, providing a high quality education and making a positive impact on the community.

The college's budget is based on projected revenues and expenses. The budget is designed to ensure that the college can meet its obligations and provide a high quality education. The budget is subject to change based on actual revenues and expenses.

## Operating Budget

The operating budget includes salaries, contracted services, and other non-salary related expenses. The budget is based on projected revenues and expenses. The budget is designed to ensure that the college can meet its obligations and provide a high quality education.

College expenses include, but are not limited to, salaries, contracted services, and other non-salary related expenses. For programs, budget expenditures are based on projected revenues and expenses. The budget is designed to ensure that the college can meet its obligations and provide a high quality education.

College expenses include, but are not limited to, salaries, contracted services, and other non-salary related expenses. For programs, budget expenditures are based on projected revenues and expenses. The budget is designed to ensure that the college can meet its obligations and provide a high quality education.

College expenses include, but are not limited to, salaries, contracted services, and other non-salary related expenses. For programs, budget expenditures are based on projected revenues and expenses. The budget is designed to ensure that the college can meet its obligations and provide a high quality education.

College expenses include, but are not limited to, salaries, contracted services, and other non-salary related expenses. For programs, budget expenditures are based on projected revenues and expenses. The budget is designed to ensure that the college can meet its obligations and provide a high quality education.

## Capital Budget

The capital budget includes expenditures for the purchase of capital assets. The budget is based on projected revenues and expenses. The budget is designed to ensure that the college can meet its obligations and provide a high quality education.

The capital budget includes expenditures for the purchase of capital assets. The budget is based on projected revenues and expenses. The budget is designed to ensure that the college can meet its obligations and provide a high quality education.

# Enrolment Comparison

Year	General Purpose Operating Grant Fundable	Second Career	International	Total Enrolment
2012 / 2013	2,331	104		2,435
2013 / 2014	2,447	98		2,545
2014 / 2015	2,283	70	54	2,407
2015 / 2016*	2,203	59	67	2,329
2016 / 2017 *	2,183	60	113	2,356

\* Projected Audited Enrolment:

2015/2016 = average of anticipated audited enrolment for June 30, November 1, and March 1.

2016/2017 = average of budgeted enrolment for June 30, November 1, and March 1.




μ P š W Œ ] v ] % o •  
 Z À v μ P v Œ Ÿ v P Ÿ À ] Ÿ • Á ] o o Œ o ] Ì Ç u Œ ] u ] ] v P š Z μ Ÿ o ] Ì Ÿ } v } ( Œ ] • Ÿ v P Œ Œ • } μ Œ • v } š Z Œ • X % o ] š o Œ % o v ] š μ Œ • Á ] o o Á o μ š Á ] š Z ] v š Z } v š Œ š } ( š Œ Á ] Á v Œ v Á o v U Á ] o o o } Á ( } Œ % o % o Œ } % o Œ ] š Œ v Á o } ( Œ • } μ Œ • X / v • • • % o Œ š u v š • • Z o o • • • š Z ] u % o ] Ÿ } v } ( o l } ( Œ ( μ • š % o ] š o ( μ v • ] v % o Œ š u v o š Œ v Ÿ À • U ] v o μ ] v P š Z Œ • š Œ μ š μ Œ ] v P } ( • Œ Á ] • X

μ P š • • μ u % Ÿ } v •  
 { v Œ } o u v š % o v v ] v P ] • š Œ u ] v } v š Z • ] • } ( % o % o ] Ÿ } v š Á ] o o Á Z v š Z v Z ] • š } Œ ] o Œ š v Ÿ } v š Œ v •  
 { ' Œ v š % o Œ } i Ÿ } v • Œ • } v š Z • • μ u % Ÿ } v š Z š š Z Œ ] • Ÿ v P } o o P & μ v ] v P & Œ u î ï ð • ( } Œ } % o Œ Ÿ v P v v Œ } o u v š P Œ } Á š Z P Œ v š • Á ] o o Œ š v  
 { d Z • v ' Œ } Á š Z ( μ v ] v P v Á o } % o • Z À v o μ o š μ • ] v P Œ š } ( " ð U î ó % o  
 which is consistent with 2014-2015  
 { ï 9 ] v Œ • r d μ ] Ÿ } v ( Œ š • ( } Œ ( μ v % o Œ } P Œ u •

Z À vµ •

THE SAULT COLLEGE OF APPLIED ARTS AND TECHNOLOGY  
BUDGET - 2016/2017  
STATEMENT OF OPERATIONS

(in thousands of dollars)



# THE SAULT COLLEGE OF APPLIED ARTS AND TECHNOLOGY BUDGET - 2016/2017 REVENUE

(in thousands of dollars)

	15/16		16/17 Budget (Cashed Based)	CY Budget vs LY Budget	CY Budget vs Actual
	Approved	Actual			
Grants and reimbursements:					
Operating Grant					
General Purpose	14,163	14,213	14,163	0.0%	-0.4%
Special Purpose	14,999	15,628	14,621	-2.5%	-6.4%
Apprentice training	1,380	1,355	1,362	-1.3%	0.5%
Ontario training strategies	4,004	4,618	5,146	28.5%	11.4%
Other	2,946	2,825	1,694	-42.5%	-40.0%
	37,492	38,639	36,986	-1.3%	-4.3%
Tuition fees:					
Full time post secondary	7,432	7,065	7,316	-1.6%	3.6%
Other	2,945	2,570	3,810	29.4%	48.2%
	10,377	9,635	11,126	7.2%	15.5%
Ancillary operations					
	1,559	1,354	1,520	-2.5%	12.3%
Other:					
Contract educational services	1,054	471	531	-49.6%	12.8%
Sale of course products and services	537	400	380	-29.2%	-5.0%
Miscellaneous	2,667	2,616	2,926	9.7%	11.9%
	4,258	3,486	3,837	-9.9%	10.1%
	53,686	53,114	53,469	-0.4%	0.7%

\*CY = current year, LY = last year



# THE SAULT COLLEGE OF APPLIED ARTS AND TECHNOLOGY BUDGET - 2016/2017 EXPENDITURES

(in thousands of dollars)

Year ended March 31

	15/16		16/17 Budget (Cash Based)	CY* Budget vs LY* Budget	CY* Budget vs Actual
	Approved	Actual			
6 D O D U L H V D Q G % H Q H A W V					
Building Repairs and Maintenance	218	160	195	-10.6%	21.9%
Contracted Security Services	155	146	168	8.4%	15.1%
Contracted Services	2,605	2,397	2,689	3.2%	12.2%
Equipment Maintenance and Repairs	742	592	804	8.4%	35.8%
Field Work	73	57	64	-12.3%	12.3%
Furniture and Equipment Purchases	277	213	204	-26.4%	-4.2%
Furniture and Equipment Rental	121	92	120	-0.8%	30.4%
Grounds Maintenance	152	110	150	-1.3%	36.4%
Instructional and Resource Supplies	1,856	1,718	2,015	8.6%	17.3%
Insurance	256	250	265	3.5%	6.0%
Interest and Bank Charges	234	249	287	22.6%	15.3%
Janitorial and Maintenance Supplies	79	69	86	8.9%	24.6%
Municipal Tax Levy	254	240	252	-0.8%	5.0%
2 I A F H 6 X S S O L H V					
Premise Rental	334	319	296	-11.4%	-7.2%
Professional Development	72	54	78	8.3%	44.4%
Professional Fees	1,350	1,619	1,799	33.3%	11.1%
Promotion and Public Relations	857	758	723	-15.6%	-4.6%
Provision for Doubtful Accounts	35	171	35	0.0%	-79.5%
Staff Employment	90	133	117	30.0%	-12.0%
Telecommunications	167	150	176	5.4%	17.3%
Training Subsidies and Allowances	1,654	1,866	1,749	5.7%	-6.3%
Travel and Conference	807	596	709	-12.1%	19.0%
Utilities	1,522	1,427	1,683	10.6%	17.9%
Vehicle Expense	175	139	176	0.6%	26.6%
	53,686	52,784	54,432	1.4%	3.1%

\*CY = current year, LY = last year

# THE SAULT COLLEGE OF APPLIED ARTS AND TECHNOLOGY BUDGET - 2016/2017 CAPITAL BUDGET

(in thousands of dollars)

Sault College capital plans for the year are summarized below. In 2016-2017, essential deferred maintenance projects combined with facilities renewal constitute \$2,577,000 or 74% of capital expenditures. Expansion of the Robotics Lab is being funded through external funding sources.

	15/16		16/17 Budget (Cash Based)
	Budget	Actual	
<b>Capital Funding</b>			
Operating Grant Allocation	50	50	50
College Equipment Renewal Fund	172	199	209
Facilities Renewal Program	187	294	284
Facilities Renewal Program - Top Up			380
Apprenticeship Equipment Fund	301	301	135
Apprenticeship Equipment Fund - Signature			
Electric lab		111	131
Plumbing Lab		37	32
Motive Power Lab		81	1,415
Apprenticeship Equipment Fund - Competitive			353
NOHFC - Digital Film		3	
Robotics Lab - Phase 2	628	483	121
<b>Total Capital Revenue</b>	<b>1,338</b>	<b>1,559</b>	<b>3,110</b>
<b>Capital Expenditures</b>			
Operating Grant Allocation			50
College Equipment Renewal Fund	172	199	209
Facilities Renewal Program	187	311	284
Facilities Renewal Program - Top Up			380
Apprenticeship Equipment Fund	301	313	135
Apprenticeship Equipment Fund - Signature			
Electric lab		111	131
Plumbing Lab		37	32
Motive Power Lab		81	1,415
Apprenticeship Equipment Fund - Competitive			353
Other Capital Projects	79	21	50
Deferred Maintenance Projects	759	676	335
NOHFC - Digital Film		4	
Robotics Lab - Phase 2	628	483	121
<b>Total Capital Expenditures</b>	<b>2,126</b>	<b>2,236</b>	<b>3,495</b>
<b>&amp; DSLWDO ) X QGLQJ 6XUSOXV 'HÀFLW</b>			
Cash Draw from Cash and Investment Accounts	788	677	385

# BOARD MEMBERS

• CE %oCE • vř ŸÀ • } ( šZ } u u μ v ] š Ç U š Z } CE } ( ' } À CE v } CE • } ( ^ μ o š } o o P ] • š Z P }  
 %oCE } À ] o CE v CE • Á ] š Z Z ] P Z { μ o ] š Ç μ Ÿ } v v š CE ] v ] v P X d Z } CE } ( ' } À CE v } CE • }  
 } o o P Á ] • ] } v U • š CE š P ] ] CE Ÿ } v v } À CE o o P } o • v } μ š } u • U %o%oCE } À ] v P š Z } o  
 and annual report.

^ μ o š } o o P ] • %oCE } μ } ( š Z ] š o CE • Z ] %o u } v • š CE š Ç } μ CE } CE } ( ' } À CE v }  
 } ( Á Z ] Z Z P ] Á • ( CE o Ç } ( Ÿ u v AE %o CE Ÿ • š } v • μ CE š Z š š Z • š ] v š CE • š • } ( š Z  
 academic excellence is maintained.

μ CE CE v š } CE D u CE •

Chair

Peter Berlingieri

í • š s ] Z ] CE

> Ç v ' P v } v

î v s ] Z ] CE

À ] • μ š }

' } À CE v } CE •

: + CE v •  
 D CE v ] z } μ CE Z μ l  
 > } μ μ + } v  
 : u • ] }  
 W μ o Z CE ] • Ÿ v  
 o o ] • } v ' } o ] v P  
 W š CE , Á P ] o o  
 Theresa Mudge

} • š } v  
 < À ] v D CE Ÿ v  
 D CE ] o Ç v < ] v P  
 D © Z Á ^ Z } u l CE  
 } t ] o ] v P  
 : • } v E CE š }  
 Z CE ] • Ÿ v } ] u ] P o ] }

President

Ron Common




[FACEBOOK.COM/SAULTCOLLEGE](https://www.facebook.com/saultcollege)



[@SAULTCOLLEGE](https://twitter.com/SAULTCOLLEGE)



[SAULTCOLLEGE.CA/YOUTUBE](https://www.youtube.com/saultcollege)



[@SAULTCOLLEGE](https://www.instagram.com/saultcollege)



**SAULT**  
COLLEGE

443 Northern Avenue  
Sault Ste. Marie, ON P6B 4J3  
[www.saultcollege.ca](http://www.saultcollege.ca)